

CPAM



**l'Assurance
Maladie**

Agir ensemble, protéger chacun

ameli.fr

French Health insurance

Please go on this website :

etudiant-etranger.ameli.fr



Social Security registration for foreign students and residents of France's (*) overseas collectivities

(*) Wallis and Futuna, New Caledonia

Direct online registration

Your circumstances ▼

2 - Your date of birth



3 - Your nationality ▼

Fill these fields. If you don't find your country here, do not worry, you will enter it later.

NECESSARY DOCUMENTS

1 - Required documents to obtain your certificate of **provisional** right to Social Security :

Have these documents in pdf ready please.

- 1 Proof of registration for the current academic year
- 2 Proof of identity
- 3 A student visa ("visa étudiant")

2 - Additional documents required to complete your Social Security registration and obtain your **final** entitlement certificate :

- 4 A vital record = birth certificate
- 5 A residency permit ("titre de séjour") = you can put your student VISA second time
- 6 An official banking information slip ("RIB") in your name = French bank account details called RIB

To finalize your registration you must, **as soon as possible**, deposit in your personal space the documents necessary for obtaining your certificate of final entitlement to Social Security (see above).

* Without RIB, the amount of health care payments that you have advanced to health professionals can not be reimbursed.

Fill these fields

1 Log in 2 Upload your documents 3 Create your personal area


Log in

Your personal information

Title*
M. ▾


Last name*
_____ 0 / 254

First name*
_____ 0 / 254

Date of birth
23/10/2002 

Nationality
Other country ▾

Country of birth* ▾

Start date of your rights to Health Insurance*  Here, put the first date of your certificate of studies

Your address in France

Enter your street address ▾

You can't find your address?
[Enter your address manually](#)

Street number _____ Complement ▾

Lane type* _____ ▾

Fill these fields

Enter your street address

You can't find your address?
[Enter your address manually](#)

Street number Complement

Lane type*

Street name*

Additional address information

Zip code*

Town*

Your contact information

Email address*

Confirm your email address*

Cellphone number*

*mandatory fields

[RETURN](#) [CONTINUE](#)

✓ Log in


2 Upload your documents

3 Create your personal area

Upload your documents


Required documents for your registration

Proof of registration for the current academic year  **certificate of studies**




Drag-and-drop your document or click to insert a file
Maximum size: 4 MB. Accepted formats: PDF, JPEG, PNG

Proof of identity 



Drag-and-drop your document or click to insert a file
Maximum size: 4 MB. Accepted formats: PDF, JPEG, PNG


A student visa ("visa étudiant") 




Drag-and-drop your document or click to insert a file
Maximum size: 4 MB. Accepted formats: PDF, JPEG, PNG


If you do not have the documents below in your possession, you will need to upload them to your personal area as soon as you have received them in order to complete your registration.


A vital record ⓘ Birth certificate


Drag-and-drop your document or click to insert a file
Maximum size: 4 MB. Accepted formats: PDF, JPEG, PNG

A residency permit ("titre de séjour") ⓘ Upload again your student visa


Drag-and-drop your document or click to insert a file
Maximum size: 4 MB. Accepted formats: PDF, JPEG, PNG

An official banking information slip ("RIB") in your name ⓘ 


Drag-and-drop your document or click to insert a file
Maximum size: 4 MB. Accepted formats: PDF, JPEG, PNG

✓ Log in

✓ Upload your documents

3 Create your personal area

Create your personal area

A request to confirm your email address has just been sent to a****@gmail.com.
You will need to click on the link appearing in this message in order to create
your personal area.

If you do not receive a message, please check your SPAM folder.

Important this link is only valid for 1 day

Last step!

Choose a password:


Password* 

Confirm your password*

*mandatory fields

CHANGE YOUR PASSWORD

Last step!

 Your password has been changed; please [click here](#) to log in.

Once the documents you submitted upon registration have been checked, you will receive an email inviting you to download your temporary certificate of French health insurance entitlement from your personal area.

If some of your documents are missing or have been rejected, you will receive an email stating which documents to upload from your personal area.

Once your registration has been completed and approved, you will be able to download your permanent certificate (to replace your temporary certificate of entitlements). Your permanent certificate will show your French Social Security number, which you can use:

- to open an ameli account, which allows you to view the reimbursements for your health care expenses.
- to apply for a "carte Vitale" health insurance card for quicker reimbursement of your health care expenses.





Veillez noter que votre attestation de droits ne sera disponible qu'une fois la date de début de votre scolarité atteinte.

Please send all correspondence (medical claim forms, documents, etc.) to your local CPAM.

Click on the following link to find the contact details for your CPAM : <https://www.ameli.fr/assure/adresses-et-contacts>


You can contact the 3646 (free service + call price), a French social security advisor will answer your questions

Available certificates

Document	Added on	
 Attestation de droits provisoire	17-11-2020	
 Welcome Pack	17-11-2020	

Check regularly your account. After your documents are checked you will be able to download your temporary social security certificate

Your shared documents

 Tant que le statut des documents est "En cours de traitement" vous pouvez remplacer le document déposé

 Proof of registration for the current academic year 
59297122936cb1e528900699a821863d.pdf
f

Status:  Accepted

 Proof of Identity 
0095e48206ff3d2acfc00de85201122.pdf

Status:  Accepted

Your information

Your personal information

[Mentions légales et CGU](#)



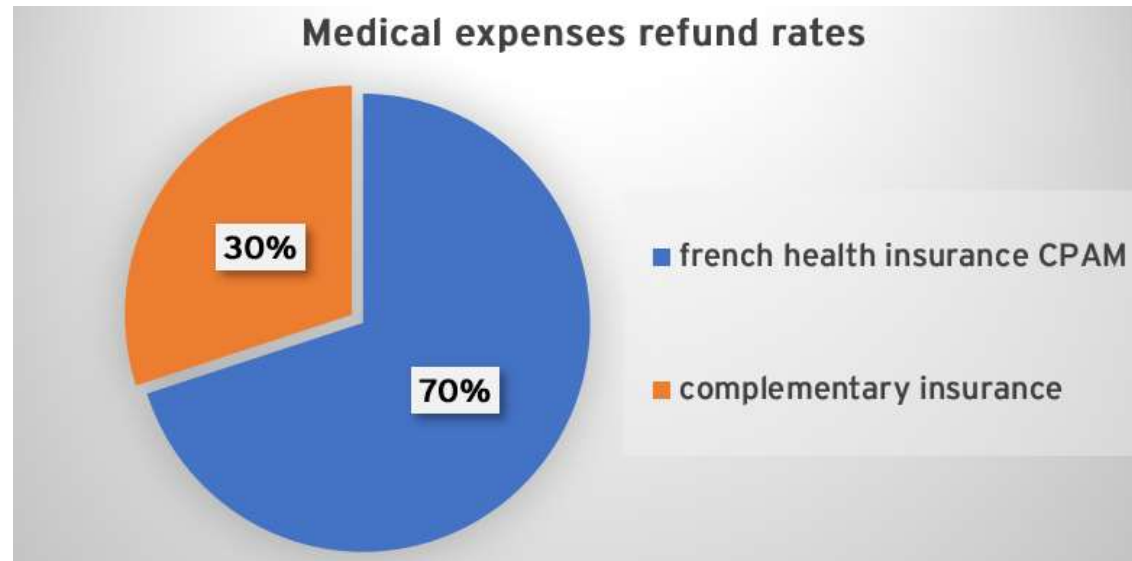
Numéro de l'assuré : [REDACTED]
Nom de l'assuré : [REDACTED]
Pour tout contact : 3646
(service gratuit + prix appel)

This is the certificate

MON ATTESTATION DE DROITS À L'ASSURANCE MALADIE

Valable pour la période du 01/09/2020 au 01/09/2021 sous réserve de changement de situation de l'assuré.

Organisme de rattachement sécurité sociale	Code de gestion	n° de sécurité sociale de l'assuré (à utiliser pour tous les bénéficiaires ci-dessous)	modulation du ticket modérateur
01 351 8955	01	[REDACTED]	
Bénéficiaire(s) nom de famille suivi d'un éventuel nom d'usage		n° de sécurité sociale du bénéficiaire (pour information)	né(e) le/rang
[REDACTED]		[REDACTED]	23/10/2002 1



After you got your temporary number, you will get 30% reimbursement.

FYI : to obtain a 70 % reimbursement, you must declare your main doctor. (the one you will see each time for general needs)

If you decide the doctor suits you during first appointment, you can request that he/she declare himself/herself as your main doctor to CPAM.
(declaration once account AMELI is created)

Once I have my permanent number (not before), I open my account on AMELI : [second step](#)
(the process to get the permanent number can be long – 4 to 6 weeks)

I ask then for « Carte Vitale » (Social Security card)

https://assure.ameli.fr/PortailAS/appmanager/PortailAS/assure?nfpb=true&pageLabel=as_accueil_page&somtc=true

Accueil Mes paiements **Mes démarches** Mon espace prévention Mes informations

MESSAGERIE

- Écrire un message
- Consulter mes messages

TÉLÉCHARGER

- Attestation de droits
- Attestation de paiement d'indemnités journalières
- Mes relevés mensuels
- Relevé fiscal

DÉCLARER UN CHANGEMENT DE SITUATION

- Changement d'adresse
- Déclaration du nouveau-né

EFFECTUER UNE DÉMARCHÉ

- **Commander une carte Vitale**
- Commander une carte européenne d'assurance maladie (CEAM)
- Déclarer la perte ou le vol de carte Vitale
- Déclarer un accident causé par un tiers
- Faire une demande de Complémentaire santé solidaire
- Demander le remboursement d'un transport personnel
- Inscrire votre enfant sur la carte Vitale de l'autre parent
- Demander l'aide du médiateur
- Demander une pension d'invalidité

SUIVRE MES DÉMARCHES

You will then receive your “carte vitale” to the address you indicated. Please do not forget to update your address if you change !

SHOULD YOU SIGN UP FOR A SUPPLEMENTARY INSURANCE?

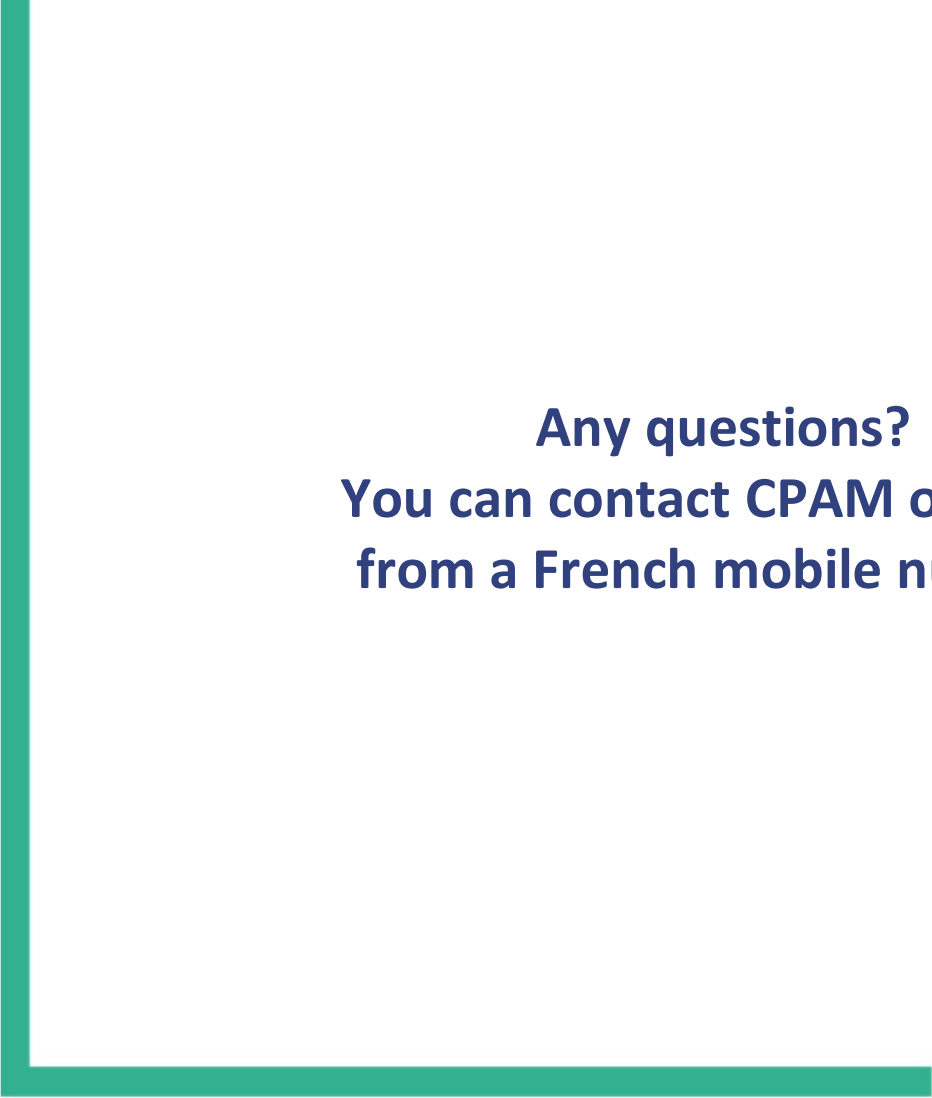
CPAM will reimburse 70 % of your medical expenses.

If you want to get back 100 % of your medical fees, you will have to apply for a supplementary insurance called a « mutuelle » in France. It is not free of charge.

It is up to you. But in case of hospital expenses, it might be helpful.

We can recommend SMERRA insurance – « pack en France Confort »

[supplementary insurance](#)



Any questions?
You can contact CPAM on 3646
from a French mobile number

