

Q&A Administrative Registration - January 2024 -

Dear students,

Welcome to Rennes School of Business!

This Q&A has been created to assist you in your administrative registration on your **WebRise**.

WebRise will support you throughout your studies. You will find a lot of information and (very) useful documents such as your student handbook, your school certificate, transcripts... etc.

For more information, do not hesitate to read the articles on our Aloha Square website! [Rise FAQ – Aloha Student Support](#)



**RENNES
SCHOOL
OF BUSINESS**

UNFRAMED THINKING

INTRODUCTION	3
* I REGISTER FOR THE FIRST TIME:	3
1. THE CVEC	4
* THE CVEC WHAT IS IT?	4
* WHICH DOCUMENT DO I NEED TO SUBMIT TO CONFIRM MY CVEC IN RISE?.....	4
* IF MY CVEC CERTIFICATE IS NOT CONSIDERED VALID DURING THE REGISTRATION, WHAT SHOULD I DO?.....	5
2. MY PERSONAL INFORMATION	6
* WHAT TYPE OF PHOTO SHOULD I ADD TO MY REGISTRATION?	6
* I DO NOT HAVE AN ACCOMMODATION IN RENNES YET. WHICH ADDRESS SHOULD I ENTER?.....	6
* I DO NOT HAVE MY DIPLOMA REQUESTED FOR THE REGISTRATION YET. WHAT SHOULD I DO?	7
3. MY TUITIONS FEES	8
* WHERE CAN I FIND THE AMOUNT OF MY TUITION FEES AND THE PAYMENT SCHEDULE?.....	8
* I WOULD LIKE TO CHANGE MY PAYMENT SCHEDULE, HOW TO DO IT?.....	9
* WHAT IS A SEPA MANDATE?	9
4. USEFUL DOCUMENTS / AND AFTER?	10
* WHEN WILL MY SCHOOL CERTIFICATE BE AVAILABLE AND WHERE?	10
* WHEN WILL I RECEIVE MY STUDENT CARD?.....	10
* WHEN WILL MY STUDENT SCHEDULE BE AVAILABLE AND WHERE TO FIND IT?	10
* WHERE TO FIND THE GENERAL CALENDAR?.....	11
5. STUDENT EMAIL SIGNATURE	11
* HOW TO SET UP YOUR STUDENT EMAIL SIGNATURE?	11



**RENNES
SCHOOL
OF BUSINESS**

UNFRAMED THINKING



INTRODUCTION

* I register for the first time:

Step 1: You receive a 1st email on your personal address to **activate your Outlook mailbox Rennes-sb.com**

Step 2: **Log into your new student mailbox** to receive all the information about your administrative registration via WebRise (don't forget to check the spam folder!).

Step 3: I complete my **administrative registration** on Rise!

Step 4: I **sign my student contract** via "YouSign" (electronic signature system sent by email). If the student is a minor, the contract must be co-signed by the legal guardian.

Step 5: I **sign** (or the account holder) **the SEPA Direct Debit Mandate** for my tuition fees via "YouSign" **(French student only!).**



UNFRAMED THINKING

1. THE CVEC

* The CVEC what is it?

The Student Life and Campus Contribution (CVEC) is **mandatory**. Every student in initial training in a higher education institution must obtain it, prior to their registration.

The payment is now possible for the 2023-2024 academic year.

Amount: **100 euros**

For more information (especially on exemptions) it's here! <https://cvec.etudiant.gouv.fr>

* Which document do I need to submit to confirm my CVEC in RISE?

You must submit the **CVEC certificate** that you obtain once you paid on the CVEC website.

Click here to learn [HOW TO PAY THE CVEC](#) 😊

Please be careful, not to submit your payment receipt as this document will not be validated.

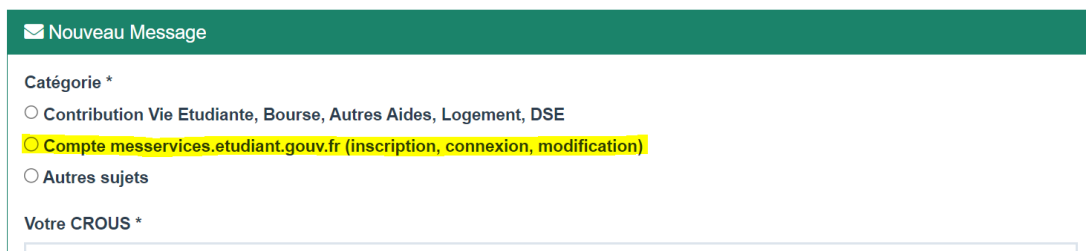


* **If my CVEC certificate is not considered valid during the registration, what should I do?**

I check the number (**enter it without spaces**), surnames and first names indicated on my application.

If your surname or first name has been mixed up or there is a spelling error, please contact **directly** the CROUS via [Assistance — MesServices.etudiant.gouv.fr](mailto:Assistance—MesServices.etudiant.gouv.fr) to make the change :

Select as message category “**Compte messervices.etudiant.gouv.fr**” to make your request.



Nouveau Message

Catégorie *

Contribution Vie Etudiante, Bourse, Autres Aides, Logement, DSE

Compte messervices.etudiant.gouv.fr (inscription, connexion, modification)

Autres sujets

Votre CROUS *

For information: If the CROUS takes too long to reply to your request, do not hesitate to contact us via aloha@rennes-sb.com to inform us of the situation.



**RENNES
SCHOOL
OF BUSINESS**

UNFRAMED THINKING

2. MY PERSONAL INFORMATION

* What type of photo should I add to my registration?

The only photo allowed in Rise is a passport-type photo which shows only your face on a neutral and light background.

This photo will be used to create your student card.

Avoid Instagram photos, artistic photos or photos with a filter, they will not be accepted, and this will delay the validation of your registration!

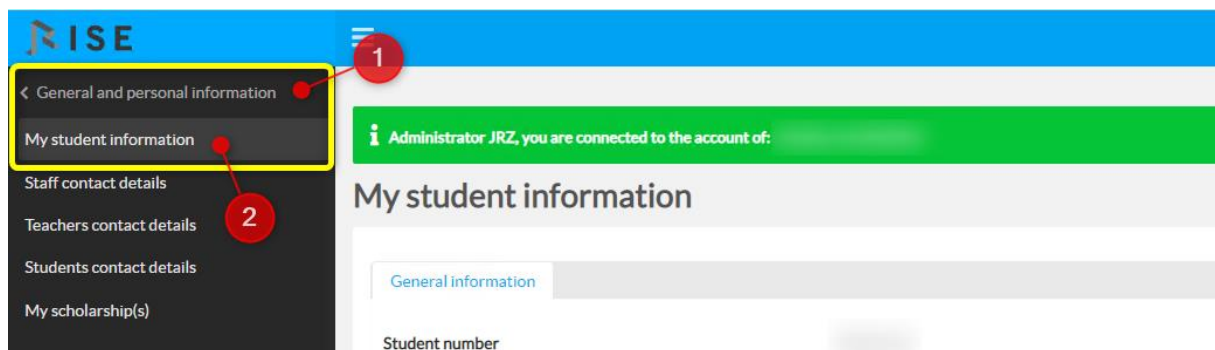


* I do not have an accommodation in Rennes yet. Which address should I enter?

While waiting to find your accommodation, you should use your **family address**.

Once you have your new address in France, you can directly make the changes via your WebRise.

Step 1 :



UNFRAMED THINKING

Step 2 :

Street (3rd line)

Street (4th line)

Zip Code *

Province or Region

Country * FRANCE

Private mobile phone

Personal email

Family mobile phone


Emergency contact - Name *

Save Cancel

* I do not have my diploma requested for the registration yet. What should I do?

For Msc students: The bachelor's degree is **mandatory!**

A certificate of achievement (or Provisional Certificate for Indian students) can be provided to validate registration while waiting for the diploma.

 However, the bachelor's degree will have to be provided as soon as it is obtained to allow you to graduate for the Msc.



**RENNES
SCHOOL
OF BUSINESS**

UNFRAMED THINKING

3. MY TUITIONS FEES

- * **Where can I find the amount of my tuition fees and the payment schedule?**

For French students or students with a bank account in the EU zone:

When doing your registration, you will have to make a choice of **payment schedule** in the section "Choice of payment timetable".

Several payment methods will be possible, ranging from 1 to 8 payments spread over the academic year.

For international students in Msc:

A one-off payment is required before **01/01/2024** for international students via Flywire - [Flywire - Powering the future of global payments](#)

If you have an **EU bank account**, please tick **YES** in the "I have an EU bank account" box, the payment can then be made in 1 or 2 instalments using the process described in the first paragraph (*French students or students with an EU bank account*).

For your information: after your registration, you will be able to find your **Student Contract + your Invoice** on your WebRISE:

id	Nom	Code	Code	Document	
		ANNUAL_212 2	INSCRIT	Mandat SEPA_	Download Edit
		ANNUAL_222 3	INSCRIT_SOU S_CONDITIO N	Mandat SEPA_	Download Edit



**RENNES
SCHOOL
OF BUSINESS**
UNFRAMED THINKING

* **I would like to change my payment schedule, how to do it?**

You must make your change request [via this form](#) on the Aloha website before **the start of the school year**: [Topic](#): "Other Topics". You will receive an answer from the registration department.

* **What is a SEPA Mandate?**

A SEPA (Single Euro Payment Areas) mandate is a direct debit authorisation.

Rennes School of Business asks the account holder to validate this authorisation using the "YouSign" electronic signature process.

An email from "YouSign" with the subject "*Rennes SB - SEPA - Signature procedure*" will be sent to the account holder.



⚠ Be careful - If you are not the holder of the bank account that will be used to pay your tuition fees, fill in the email address and the date of birth of the account holder (**not yours**). It is also **the holder of the bank account who will receive the notification by email** (he will have to consult his mailbox and check his spam as well).

If you need more information, check our **tutorial " YouSign "** : [Signing my first signature procedure - Help Center \(yousign.com\)](#)



UNFRAMED THINKING

4. USEFUL DOCUMENTS / AND AFTER?

* When will my school certificate be available and where?

You will be able to download your school certificate in your WebRise in the section **Education > My school certificate**.

For your information: A withdrawal period of **15 days** is applicable following the signature of your student contract. Your school certificate cannot therefore be made available before the end of this period (and provided that your registration has been validated).

* When will I receive my student card?

Your student card will be ordered at the end of the **15-days withdrawal period** via our service provider ISIC. In case of an **incomplete registration file**, your card cannot be ordered.

You will receive on your Rennes-sb email address, within 48 hours, your **digital student card** by ISIC.

Please note that this email does not mean that we have received your materialized student card!

For Msc: A “**Check-in**” (collection of your MSc student card) is scheduled during your Orientation Week. You **must consult your student schedule** in your WebRise to have the information about the place, the date and the time collection of your student card.

I don't have a check-in time slot in my schedule? Either you did not finalize your registration, or the school did not receive your student card yet. You will then be informed as soon as the school receives it.

For information, the cards are printed by our service provider (ISIC). The school is therefore subject to delivery deadlines.

* When will my student schedule be available and where to find it?

Your schedule will be available **mid-January** (provided that your administrative registration has been finalized and validated).

You can consult your schedule on your WebRise in the section **Schedules > My student schedule**.



UNFRAMED THINKING

* Where to find the General Calendar?

[You can download the General Calendar:](#)

1 – In your WebRise in the section My student documents > Useful documents.

2 – On the Aloha website - in the section "[GENERAL INFORMATION](#)" - 2023-2024 GENERAL CALENDARS

5. STUDENT EMAIL SIGNATURE

* How to set up your student email signature?

Create your signature with your student information (programme, year, student number...) so it will appear each time you send an email. It allows Aloha, your teachers, the different departments in the school or even the companies you contact to identify you directly.

In addition, when you make a request, your signature will allow us to respond to you more quickly!

You can consult our [tutorial](#) on the Aloha website, in the "Student email signature" section.

**You are now all set up to start this new year
in Rennes School of Business!**



UNFRAMED THINKING